

DISTRIBUTING FILMS ON DEMAND CLIPS THROUGH EMAIL AND BLACKBOARD

PREPARED BY VANESSA PANICCIA

NOTICE OF CHANGES

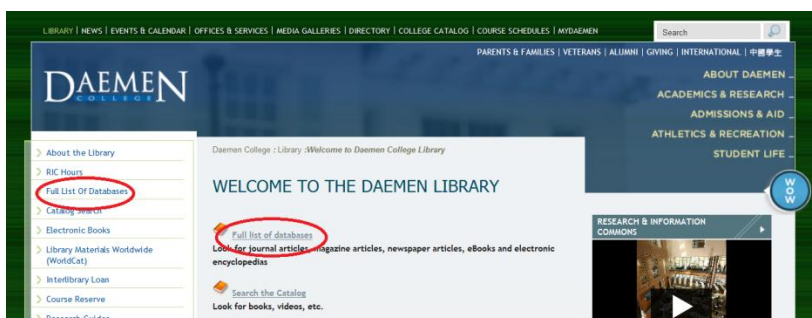
From now on, students and professors alike will have to create accounts in Films on Demand to distribute Films on Demand clips. This is due to an enhanced security procedure that has been instituted by Films on Demand.

HOW TO SET UP YOUR FILMS ON DEMAND ACCOUNT

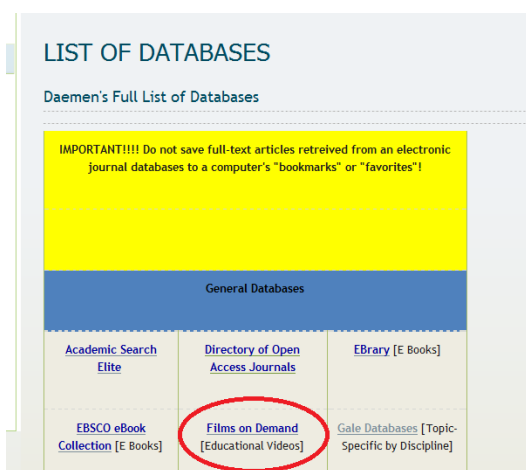
1. Go to any Daemen page
2. Click the link for Library in the top left-hand corner



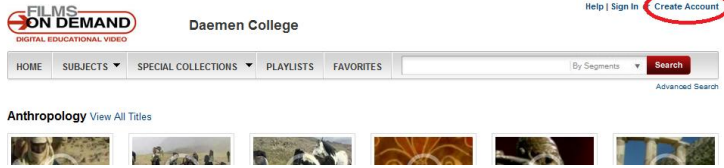
3. Click the link for Full List of Databases



4. Click the link for Films on Demand



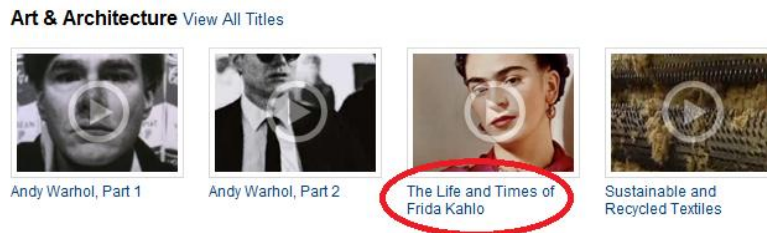
5. Login with your first and last name and SS#
6. You should now be in Films on Demand
7. Click the link in the top right-hand corner for Create Account



8. Fill in all fields
9. Click Login

HOW TO SHARE CLIPS WITH YOUR CLASS

1. Access Films on Demand (follow steps 1-6 in How to Set Up Your Films on Demand Account)
2. Find the clip that you would like to share
3. Click the link for the title of the clip



4. Click email this video

The Life and Times of Frida Kahlo



5. Email it yourself
6. Forward the email to your class or post the link from the email in blackboard
7. Once the students get your email, or access the link on Blackboard, they'll just need to sign in on the grey screen with their Daemen login and on the Films on Demand sign in page with their Films on Demand login information