

IPEDS 2020-21 Data Collection System

IPEDS HELP DESK (877) 225-2568 | ipedshelp@rti.org
OMB NO. 1850-0582 v.27 : Approval Expires 8/31/2022
User ID: P1907251

Student Financial Aid 2020-21

Institution: Daemen College (190725)

User ID: P1907251

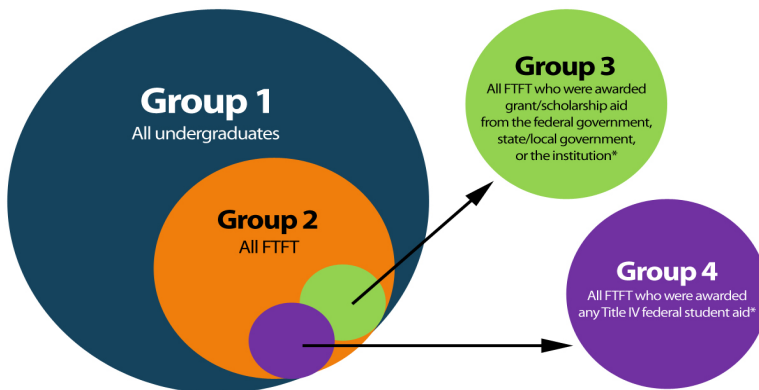
Overview

IPEDS Student Financial Aid Component Overview - Private Academic Reporters

Welcome to the Student Financial Aid (SFA) component. The purpose of the SFA component is to collect information about financial aid provided to various groups of undergraduate students and military/veteran educational benefits for all students at your institution.

Data Reporting Reminders:

- Report data to accurately reflect the time period corresponding with the IPEDS survey component, even if such reporting is seemingly inconsistent with prior-year reporting. For example, if a summer term began later than usual due to Coronavirus Pandemic postponements, continue to report using the timeframes as defined in the IPEDS instructions. NCES expects that some data reported during the 2020-21 data collection year will vary from established prior trends due to the impacts of Coronavirus Pandemic. If an error edit is triggered even when submitting accurate data, please indicate in the corresponding context box or verbally to the Help Desk that the seemingly inconsistent data are accurate and reflect the effects of Coronavirus Pandemic.
- Undergraduate Student Groups
You will be asked to report information for different groups of students.
 - Group 1: All undergraduate students
 - Group 2: Of Group 1, full-time, first-time degree/certificate-seeking students (FTFT)
 - Group 3: Of Group 2, FTFT students who were awarded any grant/scholarship aid from the federal government, state/local government, or the institution
 - Group 4: Of Group 2, FTFT students who were awarded any Title IV federal student aid



*For public institutions, include only those students paying the in-state or in-district tuition rate. For program reporters, include only those students enrolled in the institution's largest program.

- COA Revisions
Revisions to Cost of Attendance (COA) used to calculate the net price of attendance can be made in this component. Consult the instructions and screens to make sure you are reporting the correct aid amounts for the correct groups of students.
- College Affordability and Transparency Center's lists
Net price amounts calculated in SFA will be used to populate the U.S. Department of Education's College Affordability and Transparency lists.
- Interactive Edits and Error Messages
SFA contains interactive edits that will check for blank fields, invalid values, or values that fall outside expected ranges. Some error messages will require you to confirm or explain the values that you entered. Some error messages are fatal and will require you to contact the IPEDS Help Desk at (877) 225-2568 for resolution.
- Context Boxes
You will find optional text boxes throughout SFA. Context boxes allow you to provide more information about the data you enter. Some of these context boxes may be made available to the public on College Navigator, so make sure that the entered information can be understood easily by students, parents, and the general public.

Changes to reporting for 2020-21:

There are no changes to this survey component.

Resources:

- To download the survey materials for this component: [Survey Materials](#)
- To access your prior year data submission for this component: [Reported Data](#)

If you have questions about completing this survey, please contact the IPEDS Help Desk at 1-877-225-2568.

Institution: Daemen College (190725)

User ID: P1907251

Section 1: Part A

Part A - Establish Your Groups

Reporting Reminders:

- Part A establishes the number of students in various groups. Note that the numbers on this screen will be carried forward to other parts of the Student Financial Aid component.
- In the fields below, report the number of students in each of the following groups.

		i Fall 2019	YOUR PRIOR YEAR DATA
			Fall 2018
01	Group 1 All <u>undergraduate</u> students	<input type="text" value="1,719"/>	1,699
02	Group 2 Of those in Group 1, those who are <u>full-time</u> , <u>first-time</u> degree/certificate-seeking	<input checked="" type="checkbox"/> <input type="text" value="412"/>	338
02a	Of those in Group 2, those who were awarded any <u>Federal Work Study</u> , <u>loans to students</u> , or grant or scholarship aid from the federal government, state/local government, the institution, or other sources known to the institution	<input checked="" type="checkbox"/> <input type="text" value="412"/>	338
02b	Of those in Group 2, those who were awarded any <u>loans to students</u> or grant or scholarship aid from the federal government, state/local government, or the institution	<input type="text" value="412"/>	338
03	Group 3 Of those in Group 2, those who were awarded grant or scholarship aid from the federal government, state/local government, or the institution	<input type="text" value="412"/>	338
04	Group 4 Of those in Group 2, those who were awarded any <u>Title IV federal student aid</u>	<input type="text" value="345"/>	283

Institution: Daemen College (190725)

User ID: P1907251

Section 1: Part B

Part B - Enter Information About Group 1

Reporting Reminders:


- Group 1 students are **ALL undergraduate** students (including first-time students) enrolled in Fall 2019.
- For this part, report:

For These Students	The Following Type(s) of Aid	Awarded in This Period
<ul style="list-style-type: none"> All undergraduate students enrolled in Fall 2019 	<ul style="list-style-type: none"> Grant or scholarship aid from: <ul style="list-style-type: none"> federal government state/local government the institution other sources known to the institution Loans to students from: <ul style="list-style-type: none"> the federal government 	<ul style="list-style-type: none"> Any time during academic year 2019-20

- In the fields below, report the number of Group 1 students and the total amount of aid awarded to these students for each type of aid.

Information from Part A	Fall 2019
Group 1: All undergraduate students (This number is carried forward from Part A, Line 01.)	1,719

Aid Type		2019-20			
		Number of Group 1 students who were awarded aid	Percentage of Group 1 students who were awarded aid	Total amount of aid awarded to Group 1 students	Average amount of aid awarded to Group 1 students
01	Grant or scholarship aid from the federal government, state/local government, the institution, and other sources known to the institution (Do NOT include federal student loans)	1,647	96	32,193,658	19,547
	02 Pell Grants	625	36	2,693,096	4,309
03	Federal student loans	1,182	69	7,832,529	6,627

 You may use the box below to provide additional context for the data you have reported above. Context notes will be posted on the College Navigator website. Therefore, you should write all context notes using proper grammar (e.g., complete sentences with punctuation) and common language that can be easily understood by students and parents (e.g., spell out acronyms).

Non-applicable

Institution: Daemen College (190725)

User ID: P1907251

Section 1: Part C, Page 2

Part C - Enter Information about Group 2

Reporting Reminders:

- Group 2 students are all full-time, first-time degree/certificate-seeking undergraduate students enrolled in Fall 2019.
- For this part, report:


For These Students	The Following Type(s) of Aid	Awarded in This Period
<ul style="list-style-type: none"> • Full-time, first-time degree/certificate-seeking undergraduate students enrolled in Fall 2019 	<ul style="list-style-type: none"> • Grant or scholarship aid from: <ul style="list-style-type: none"> ◦ federal government ◦ state/local government ◦ the institution • Loans to students from: <ul style="list-style-type: none"> ◦ the federal government ◦ other sources, including private or other loans • Do not include: <ul style="list-style-type: none"> ◦ grant or scholarship aid from private or other sources ◦ PLUS loans or loans made to anyone other than the student 	<ul style="list-style-type: none"> • Any time during academic year 2019-20 • For program reporters, this is the aid year period from July 1, 2019 through June 30, 2020.

- In the fields below, report the number of Group 2 students and the total amount of aid awarded to these students for each type of aid. Enter unduplicated student counts within a category (e.g., Pell Grants). However, a student can appear in more than one aid category.

Information from Part A	Fall 2019
Group 2: Full-time, first-time degree/certificate-seeking undergraduates (This number is carried forward from Part A, Line 02)	412
Group 2a (This number is carried forward from Part A, Line 02a) <ul style="list-style-type: none"> • Of those in Group 2, those who were awarded: <ul style="list-style-type: none"> ◦ Federal Work Study ◦ Loans to students ◦ Grant or scholarship aid from the federal government, state/local government, or the institution ◦ Grant or scholarship aid from other sources known to the institution 	412
Group 2b (This number is carried forward from Part A, Line 02b) <ul style="list-style-type: none"> • Of those in Group 2, those who were awarded: <ul style="list-style-type: none"> ◦ Loans to students ◦ Grant or scholarship aid from the federal government, state/local government, or the institution 	412
Group 3 (This number is carried forward from Part A, Line 03) <ul style="list-style-type: none"> • Of those in Group 2, those who were awarded: <ul style="list-style-type: none"> ◦ Grant or scholarship aid from the federal government, state/local government, or the institution 	412

Aid Type		Fall 2019				YOUR PRIOR YEAR DATA
		Fall 2019				Fall 2018
		Number of Group 2 students who were awarded aid	Percentage of Group 2 students who were awarded aid	Total amount of aid awarded to Group 2 students	Average amount of aid awarded to Group 2 students	Average amount of aid awarded to Group 2 students
01	Grants or scholarships from the federal government, state/local government, or the institution	<input type="text" value="412"/>	100	8,833,725	21,441	20,881
02	<u>Federal grants</u>	<input type="text" value="211"/>	51	967,414	4,585	5,010
02a	<u>Pell Grants</u>	<input type="text" value="150"/>	36	<input type="text" value="661,137"/>	4,408	4,367
02b	<u>Other federal grants</u>	<input type="text" value="172"/>	42	<input type="text" value="306,277"/>	🗳️ 1,781	1,468
03	<u>State/local government grants or scholarships</u> (includes <u>fellowships</u> /tuition waivers/exemptions)	<input type="text" value="193"/>	47	<input type="text" value="574,685"/>	2,978	3,225
04	<u>Institutional grants or scholarships</u> (includes <u>fellowships</u> /tuition waivers/exemptions)	<input type="text" value="412"/>	100	<input type="text" value="7,291,626"/>	17,698	17,409

05	Loans to students	<input type="text" value="320"/>	78	<input type="text" value="2,831,734"/>	<input type="text" value="8,849"/>	<input type="text" value="7,998"/>
05a	Federal loans	<input type="text" value="320"/>	78	<input type="text" value="1,671,467"/>	<input type="text" value="5,223"/>	<input type="text" value="5,201"/>
05b	Other loans (including private loans)	<input type="text" value="97"/>	24	<input type="text" value="1,160,267"/>	<input type="text" value="11,962"/>	<input type="text" value="12,514"/>

 You may use the box below to provide additional context for the data you have reported above. Context notes will be posted on the College Navigator website. Therefore, you should write all context notes using proper grammar (e.g., complete sentences with punctuation) and common language that can be easily understood by students and parents (e.g., spell out acronyms).

Non-applicable

Institution: Daemen College (190725)

User ID: P1907251

Section 1: Comparison Chart

Comparison Chart

Reporting Reminders:

- Based on the information reported on the previous screens for Group 1 (all undergraduates) and Group 2 (full-time, first-time degree/certificate-seeking undergraduates), this comparison chart seeks to help institutions check their reported data. Assuming that the information on Groups 1 and 2 is correct, then the calculated fields for 'All Other Undergraduates' should be the balance (Group 1 minus Group 2). If the balance does not check with your institution's calculations, please correct your reported numbers for Groups 1 and 2 before moving forward with the completion of the SFA survey component.

Note:

- Data for the 'All Other Undergraduates' will appear in the IPEDS Data Center for data users, but not in College Navigator.

		Number of students	Pell grants	Federal Student Loans
01	Group 1 (all undergraduates)		1,719	
02	Number of students who were awarded aid		625	1,182
03	Percentage who were awarded aid		36	69
04	Total amount of aid awarded		2,693,096	7,832,529
05	Average amount of aid awarded		4,309	6,627
06	Group 2 (Full-time, first-time undergraduates)		412	
07	Number of students who were awarded aid		150	320
08	Percentage who were awarded aid		36	78
09	Total amount of aid awarded		661,137	1,671,467
10	Average amount of aid awarded		4,408	5,223
11	All other undergraduates (Line 01 - Line 06)		1,307	
12	Number of students who were awarded aid (Line 02 - Line 07)		475	862
13	Percentage who were awarded aid (Line 12 / Line 11)		36	66
14	Total amount of aid awarded (Line 04 - Line 09)		2,031,959	6,161,062
15	Average amount of aid awarded (Line 14 / Line 12)		4,278	7,147

Institution: Daemen College (190725)



User ID: P1907251

Section 1: Cost of Attendance

Cost of attendance for full-time, first-time undergraduate students

Reporting Reminders:

- Please enter the amounts requested below. These data will be made available to the public on College Navigator. If your institution participates in any Title IV programs (Pell, Stafford, etc.), you must complete all information.
- Estimates of expenses for books and supplies, room and board, and other expenses are those from the **Cost of Attendance report** used by the financial aid office in determining financial need. Please talk to your financial aid office to get these numbers to ensure that you are reporting correctly.
- These numbers are carried forward from Institutional Characteristics and should only be changed if an error was made in the reporting.

Charges for full academic year	2017-18	2018-19	2019-20
Published <u>tuition</u> and <u>required fees</u> :			
Tuition	27,450	27,990	28,830
Required fees	540	590	600
Tuition + fees total	27,990	28,580	29,430
 <u>Books and supplies</u>	1,000	1,000	1,000
<u>On-campus:</u>			
<u>Room and board</u>	12,696	12,915	13,240
<u>Other expenses</u>	1,500	1,500	1,500
Room and board and other expenses	14,196	14,415	14,740
<u>Off-campus (not with family):</u>			
<u>Room and board</u>	2,900	2,900	2,900
<u>Other expenses</u>	1,500	1,500	1,500
Room and board and other expenses	4,400	4,400	4,400
 <u>Off-campus (with family):</u>			
<u>Other expenses</u>	1,500	1,500	1,500

Institution: Daemen College (190725)

User ID: P1907251

Section 1: Part D

Part D - Enter Information about Group 3

Reporting Reminders:

- Group 3 students are all full-time, first-time degree/certificate-seeking undergraduate students enrolled in Fall 2019 who were awarded grant or scholarship aid from the following sources: the federal government, state/local government, or the institution. The information you report in this part will be used in Part F to calculate average institutional net price.
- For this part, report:

For These Students	The Following Type(s) of Aid	Awarded in This Period
<ul style="list-style-type: none"> Full-time, first-time degree/certificate-seeking undergraduate students enrolled in Fall 2019 who were awarded grant or scholarship aid from the following sources: the federal government, state/local government, or the institution Do not include students who were awarded only grant or scholarship aid from private or other sources, or students who were awarded only non-grant aid 	<ul style="list-style-type: none"> Grant or scholarship aid from: <ul style="list-style-type: none"> federal government state/local government the institution Do not include grant or scholarship aid from private or other sources 	<ul style="list-style-type: none"> Any time during academic year 2019-20

- In the fields below, report the number of Group 3 students with each type of living arrangement and the total amount of grant or scholarship aid from the federal government, state/local government, or the institution awarded to these students.

Information from Part A:		YOUR PRIOR YEAR DATA 2017-2018	YOUR PRIOR YEAR DATA 2018-2019	2019-2020
Group 3 Full-time, first-time degree/certificate-seeking undergraduate students who were awarded grant or scholarship aid from the following sources: the federal government, state/local government, or the institution (This number is carried forward from Part A, Line 03)		<input type="text" value="386"/>	<input type="text" value="338"/>	412
01	Report the number of Group 3 students with the following living arrangements:	YOUR PRIOR YEAR DATA	YOUR PRIOR YEAR DATA	
		2017-18	2018-19	2019-20
01a	On-campus	<input type="text" value="244"/>	<input type="text" value="196"/>	<input checked="" type="checkbox"/> <input type="text" value="264"/>
01b	Off-campus (with family)	<input type="text" value="108"/>	<input type="text" value="112"/>	<input type="text" value="120"/>
01c	Off-campus (not with family)	<input type="text" value="13"/>	<input type="text" value="12"/>	<input type="text" value="18"/>
01d	Unknown (calculated) This value is calculated using the following formula: [A03-(D01a+D01b+D01c)]	<input type="text" value="21"/>	<input type="text" value="18"/>	<input type="text" value="10"/>
02	Report the total amount of grant or scholarship aid awarded to Group 3 students from the following sources: the federal government, state/local government, or the institution	<input type="text" value="8,263,551"/>	<input type="text" value="7,057,722"/>	<input type="text" value="8,833,725"/>
03	Average grant or scholarship aid from the federal government, state/local government, or the institution awarded to Group 3 students (calculated value). This value is calculated using the following formula: [D02/A03]	<input type="text" value="21,408"/>	<input type="text" value="20,881"/>	<input type="text" value="21,441"/>

The notes below provide context for the data you've reported above and **may** be posted on the College Navigator website.

Choose one option that best explains your data or choose "Non-applicable" if you do not wish to provide context notes. If none of the options provided explain your institution's data, then choose "Other" and write your own context notes. Therefore, you should write all context notes using proper grammar (e.g., complete sentences with punctuation) and common language that can be easily understood by students and parents (e.g., spell out acronyms).

Non-applicable



Institution: Daemen College (190725)

User ID: P1907251

Section 1: Part E

Part E – Enter Information about Group 4

Reporting Reminders:

- Group 4 students are all full-time, first-time degree/certificate-seeking undergraduate students enrolled in Fall 2019 who were awarded any Title IV federal student aid, including federal grants or federal student loans. The information you report in this part will be used in Part G to calculate average institutional net price by income level.
- For this part, report:

For These Students	The Following Type(s) of Aid	Awarded in This Period
<ul style="list-style-type: none"> Full-time, first-time degree/certificate-seeking undergraduate students enrolled in Fall 2019 who were awarded any Title IV federal student aid 	<ul style="list-style-type: none"> Grant or scholarship aid from: <ul style="list-style-type: none"> federal government state/local government institution Do not include: <ul style="list-style-type: none"> grant or scholarship aid from private or other sources loan amounts Federal Work Study amounts 	<ul style="list-style-type: none"> Any time during academic year 2019-20


- In the fields below, report the number of Group 4 students with each type of living arrangement and the total amount of grant or scholarship aid from the federal government, state/local government, or the institution awarded to these students by income level.

Information from Part A:		2017-18	2018-19	2019-20
Group 4 Full-time, first-time degree/certificate-seeking undergraduate students who were awarded any Title IV federal student aid (This number is carried forward from Part A, Line 04)		321	283	345
01	Report the number of Group 4 students with the following living arrangements:	YOUR PRIOR YEAR DATA	YOUR PRIOR YEAR DATA	
		2017-18	2018-19	2019-20
01a	On-campus	221	177	230
01b	Off-campus (with family)	87	93	98
01c	Off-campus (not with family)	12	10	17
01d	Unknown (calculated) This value is calculated using the formula: [A04-(E01a+E01b+E01c)]	1	3	0

		Number of students who were awarded any Title IV aid (Group 4)	Of those in Column 1, the number who were awarded any grant or scholarship aid from the following sources: the federal government, state/local government, or the institution	Of those in Column 1, the total amount of grant or scholarship aid awarded from the following sources: the federal government, state/local government, or the institution	i Average amount of federal, state/local, and institutional grant or scholarship aid awarded to Group 4 students
2017-18					
		Col. 1	Col. 2	Col. 3	Col. 4
02	Income level				
02a	\$0-30,000	72	72	1,635,086	22,710
02b	\$30,001-48,000	41	41	895,662	21,845
02c	\$48,001-75,000	59	59	1,259,543	21,348
02d	\$75,001-110,000	72	72	1,410,495	19,590
02e	\$110,001 and more	77	77	1,098,125	14,261
02f	Total all income levels	321	321	6,298,911	19,623

2018-19							
			Col. 1	Col. 2	Col. 3	Col. 4	
03	Income level						
	03a	\$0-30,000	59	59	<input checked="" type="checkbox"/> 1,781,008	30,187	
	03b	\$30,001-48,000	29	29	771,059	26,588	
	03c	\$48,001-75,000	48	48	1,133,232	23,609	
	03d	\$75,001-110,000	62	62	1,144,160	18,454	
	03e	\$110,001 and more	85	85	1,232,322	14,498	
	03f	Total all income levels	283	283	6,061,781	21,420	

2019-20							
			Col. 1	Col. 2	Col. 3	Col. 4	
04	i Income level						
	04a	\$0-30,000	56	56	<input checked="" type="checkbox"/> 1,753,845	31,319	
	04b	\$30,001-48,000	46	46	1,295,708	28,168	
	04c	\$48,001-75,000	51	51	1,254,680	24,602	
	04d	\$75,001-110,000	79	79	1,487,570	18,830	
	04e	\$110,001 and more	113	113	1,841,273	16,294	
	04f	Total all income levels	345	345	<input checked="" type="checkbox"/> 7,633,076	22,125	

 The notes below provide context for the data you've reported above and **may** be posted on the College Navigator website. Choose one option that best explains your data or choose "Non-applicable" if you do not wish to provide context notes. If none of the options provided explain your institution's data, then choose "Other" and write your own context notes. Therefore, you should write all context notes using proper grammar (e.g., complete sentences with punctuation) and common language that can be easily understood by students and parents (e.g., spell out acronyms).

Non-applicable

Institution: Daemen College (190725)

User ID: P1907251

Section 1: Part F

Part F – Net Price Calculation for Group 3

Note:

- The following net price calculation is based on information that your institution reported in the Institutional Characteristics component and the Student Financial Aid component. For more information about the data your institution reported in the Institutional Characteristics component, please contact your institution's IPEDS Keyholder.

Components of cost of attendance			YOUR PRIOR YEAR DATA	YOUR PRIOR YEAR DATA	2019-20
			2017-18	2018-19	
01	Published <u>tuition</u> and <u>required fees</u>		27,990	28,580	29,430
02	<u>Books and supplies</u>		1,000	1,000	1,000
03	<u>Room and board</u> and <u>other expenses</u> by living arrangement				
	03a	<u>On-campus</u>	14,196	14,415	14,740
	03b	<u>Off-campus (with family)</u>	1,500	1,500	1,500
	03c	<u>Off-campus (not with family)</u>	4,400	4,400	4,400
04	Number of Group 3 students by living arrangement				
	04a	<u>On-campus</u>	244	196	264
	04b	<u>Off-campus (with family)</u>	108	112	120
	04c	<u>Off-campus (not with family)</u>	13	12	18
	04d	Unknown	21	18	10
05	Weighted average for room and board and other expenses by living arrangement (excluding unknown values) See instructions for the formula for this calculation		10,090	9,519	10,325
06	Total cost of attendance This value is calculated using the following formula: [F01+F02+F05]		39,080	39,099	40,755
07	Average amount of grant or scholarship aid awarded to Group 3 students from the following sources: the federal government, state/local government, and the institution		21,408	20,881	21,441
08	Average institutional <u>net price</u> for Group 3 students This value is calculated using the following formula: [F06-F07]		17,672	18,218	19,314
As required by the <i>Higher Education Act, as amended (2008)</i> , these amounts will be posted on the U.S. Department of Education's College Navigator website and used in the U.S. Department of Education's College Affordability and Transparency Lists.					

 The notes below provide context for the data you've reported above and **may** be posted on the College Navigator website.

Choose one option that best explains your data or choose "Non-applicable" if you do not wish to provide context notes. If none of the options provided explain your institution's data, then choose "Other" and write your own context notes. Therefore, you should write all context notes using proper grammar (e.g., complete sentences with punctuation) and common language that can be easily understood by students and parents (e.g., spell out acronyms).

Non-applicable




Section 1: Part G

Part G – Net Price Calculation for Group 4

Note:

- The following net price calculation is based on information that your institution reported in the Institutional Characteristics component and the Student Financial Aid component. For more information about the data your institution reported in the Institutional Characteristics component, please contact your institution's IPEDS Keyholder.

Components of cost of attendance			YOUR PRIOR YEAR DATA	YOUR PRIOR YEAR DATA	2019-20
			2017-18	2018-19	
01	Published <u>tuition</u> and <u>required fees</u>		27,990	28,580	29,430
02	<u>Books and supplies</u>		1,000	1,000	1,000
03	<u>Room and board</u> and <u>other expenses</u> by living arrangement				
	03a	<u>On-campus</u>	14,196	14,415	14,740
	03b	<u>Off-campus (with family)</u>	1,500	1,500	1,500
	03c	<u>Off-campus (not with family)</u>	4,400	4,400	4,400
04	Number of Group 4 students by living arrangement				
	04a	<u>On-campus</u>	221	177	230
	04b	<u>Off-campus (with family)</u>	87	93	98
	04c	<u>Off-campus (not with family)</u>	12	10	17
	04d	Unknown	1	3	0
05	Weighted average for room and board and other expenses by living arrangement (excluding unknown values) See instructions for the formula for this calculation		10,377	9,768	10,470
06	Total cost of attendance by income level This value is calculated using the following formula: [G01+G02+G05]		39,367	39,348	40,900
07	Average amount of grant or scholarship aid awarded to Group 4 students from the following sources: the federal government, state/local government, and the institution		19,623	21,420	22,125
	07a	\$0-30,000	22,710	30,187	31,319
	07b	\$30,001-48,000	21,845	26,588	28,168
	07c	\$48,001-75,000	21,348	23,609	24,602
	07d	\$75,001-110,000	19,590	18,454	18,830
	07e	\$110,001 and more	14,261	14,498	16,294
08	Average institutional <u>net price</u> for Group 4 students This value is calculated using the following formula: [G06-G07]				
	08a	\$0-30,000	16,657	9,161	9,581
	08b	\$30,001-48,000	17,522	12,760	12,732
	08c	\$48,001-75,000	18,019	15,739	16,298
	08d	\$75,001-110,000	19,777	20,894	22,070
	08e	\$110,001 and more	25,106	24,850	24,606
As required by the <i>Higher Education Act, as amended (2008)</i> , these amounts will be posted on the U.S. Department of Education's College Navigator website.					

 The notes below provide context for the data you've reported above and **may** be posted on the College Navigator website. Choose one option that best explains your data or choose "Non-applicable" if you do not wish to provide context notes. If none of the options provided explain your institution's data, then choose "Other" and write your own context notes. Therefore, you should write all context notes using proper grammar (e.g., complete sentences with punctuation) and common language that can be easily understood by students and parents (e.g., spell out acronyms).

Non-applicable
 

Institution: Daemen College (190725)

User ID: P1907251

Section 2: Military Servicemembers and Veteran's Benefits - Undergraduate and Graduate**Section 2: Military Servicemembers and Veteran's Benefits**

Important Note:

- Report for **Post-9/11 GI Bill Benefits**: July 1, 2019 - June 30, 2020.
- Report for **Department of Defense Tuition Assistance Program**: October 1, 2019 - September 30, 2020

Reporting Reminders:

- Report the total number of student recipients and the total dollar amounts for each program.
- Student recipients can also include eligible dependents.
- Consult with your campus certifying official, who may not be in the student financial aid office.
- For Post-9/11 GI Bill Benefits, do not include the matching institutional aid provided through the [Yellow Ribbon Program](#) if your school participated.
- Information reported to IPEDS is only what is known to the institution.
- Enter zero (0) if your institution did not have beneficiaries for that student level or program. Please do not leave a cell blank.

Type of benefit/assistance	Number of students receiving benefits/assistance	Total dollar amount of benefits/assistance disbursed through the institution	Average dollar amount of benefits/assistance disbursed through the institution	YOUR PRIOR YEAR DATA
				Average dollar amount of benefits/assistance disbursed through the institution
Post-9/11 GI Bill Benefits				
Undergraduate students	<div>19</div>	<div>268,850</div>	14,150	9,583
Graduate students	<div>10</div>	<div>143,111</div>	14,311	14,873
Total	29	411,961	14,206	10,641

<u>Department of Defense Tuition Assistance Program</u>				
Undergraduate students	<input type="text" value="0"/>	<input type="text" value="0"/>		
Graduate students	<input type="text" value="0"/>	<input type="text" value="0"/>		
Total	0	0		

Institution: Daemen College (190725)

User ID: P1907251

Prepared by

Prepared by

Reporting Reminders:

- The name of the preparer is being collected so that we can follow up with the appropriate person in the event that there are questions concerning the data.
- The Keyholder will be copied on all email correspondence to other preparers.
- The time it took to prepare this component is being collected so that we can continue to improve our estimate of the reporting burden associated with IPEDS.
- Please include in your estimate the time it took for you to review instructions, query and search data sources, complete and review the component, and submit the data through the Data Collection System.
- Thank you for your assistance.

This survey component was prepared by:

- | | | | | | |
|----------------------------------|-----------------|-----------------------|--------------------------|-----------------------|------------|
| <input type="radio"/> | Keyholder | <input type="radio"/> | SFA Contact | <input type="radio"/> | HR Contact |
| <input checked="" type="radio"/> | Finance Contact | <input type="radio"/> | Academic Library Contact | <input type="radio"/> | Other |

Name: Lisa Arida

Email: larida@daemen.edu

How many staff from your institution only were involved in the data collection and reporting process of this survey component?

4.00

Number of Staff (including yourself)

How many hours did you and others from your institution only spend on each of the steps below when responding to this survey component?

Exclude the hours spent collecting data for state and other reporting purposes.

Staff member	Collecting Data Needed		Revising Data to Match IPEDS Requirements		Entering Data		Revising and Locking Data	
Your office	<input type="text" value="0.50"/>	hours	<input type="text"/>	hours	<input type="text" value="1.50"/>	hours	<input type="text"/>	hours
Other offices	<input type="text" value="0.50"/>	hours	<input type="text" value="5.00"/>	hours	<input type="text"/>	hours	<input type="text" value="1.00"/>	hours

Institution: Daemen College (190725)

User ID: P1907251

Summary

IPEDS Student Financial Aid (SFA) Survey Summary

IPEDS collects important information regarding your institution. All data reported in IPEDS survey components become available in the IPEDS Data Center and appear as aggregated data in various Department of Education reports. Additionally, some of the reported data appears specifically for your institution through the College Navigator website and is included in your institution's Data Feedback Report (DFR). The purpose of this summary is to provide you an opportunity to view some of the data that, when accepted through the IPEDS quality control process, will appear on the College Navigator website and/or your DFR. College Navigator is updated approximately three months after the data collection period closes and Data Feedback Reports will be available through the [Data Center](#) and sent to your institution's CEO in November 2020.

Please review your data for accuracy. If you have questions about the data displayed below after reviewing the data reported on the survey screens, please contact the IPEDS Help Desk at: 1-877-225-2568 or ipedshelp@rti.org.

Total grant aid awarded to all undergraduate students		\$32,193,658
Number of undergraduate students who were awarded a Pell Grant		625
Percentage of FTFT students who were awarded any financial aid		100%
	Percentage of FTFT students who were awarded grant aid by type	Average amount of grant aid awarded by type
Total	100%	\$21,441
Federal Government	51%	\$4,585
Pell	36%	\$4,408
Other Federal	42%	\$1,781
State/Local Government	47%	\$2,978
Institutional	100%	\$17,698
	Percentage of FTFT students who were awarded and accepted loans by type	Average amount of loans awarded and accepted by type
Total	78%	\$8,849
Federal	78%	\$5,223
Non-federal	24%	\$11,962
Average net price for FTFT students who were awarded grant aid		\$19,314
Average net price for FTFT students who were awarded Title IV federal student aid		
\$0 – 30,000		\$9,581
\$30,001 – 48,000		\$12,732
\$48,001 – 75,000		\$16,298
\$75,001 – 110,000		\$22,070
\$110,001 and more		\$24,606

Military Service members and Veteran's Benefits			
		Number of students receiving benefits/assistance	Total dollar amount of benefits/assistance awarded through the institution
Post-9/11 GI Bill Benefits			
	Undergraduate students	19	\$268,850
	Graduate students	10	\$143,111
	Total	29	\$411,961
Department of Defense Tuition Assistance Program			
	Undergraduate students	0	N/A
	Graduate students	0	N/A
	Total	0	N/A

Institution: Daemen College (190725)

User ID: P1907251

Edit Report

Student Financial Aid

Source	Description	Severity	Resolved	Options
Screen: Part A - Establish your groups				
Screen Entry	The number entered is outside the expected range of between 271 and 405 when compared with the prior year value. Please correct your data or explain. (Error #7121)	Explanation	Yes	
Reason	This data has been reviewed as accurate for the time period in question.			
Screen Entry	The number entered is outside the expected range of between 271 and 405 when compared with the prior year value. Please correct your data or explain. (Error #7132)	Explanation	Yes	
Reason	We have verified the number of students for this category as being accurate for the time period in question.			
Screen: Part C - Enter Information about Group 2				
Screen Entry	The average amount of this type of aid awarded to Group 2 students is outside the expected range of between 1,175 and 1,761 when compared with the prior year value. Please check the number of students and the total amount of aid awarded to these students, and correct or explain the discrepant values. (Error #7147)	Explanation	Yes	
Reason	We have verified the number of students and aid for this category as being accurate for the time period in question.			
Screen: Part D - Enter Information about Group 3				
Screen Entry	The number entered is outside the expected range of between 138 and 254 when compared with the prior year value. Please correct your data or explain. (Error #7169)	Explanation	Yes	
Reason	We have verified the number of students for this category as being accurate for the time period in question.			
Screen: Part E - Enter Information about Group 4				
Screen Entry	The average amount of aid per grant/scholarship awardee (31,318.66) for 2019-20 in the "\$0-30,000" income group is larger than expected based on the cost of attendance. Please review your data and make any necessary corrections or explain the discrepancy. (Error #7388)	Explanation	Yes	
Reason	We have verified the number of students and the amount awarded for this category as being accurate for the time period in question.			
Screen Entry	The total amount of grant or scholarship aid awarded to Group 4 students from the federal government, state/local government, or the institution across all income levels is outside the expected range of between 4,546,336 and 7,577,226 based on the prior year value. Please correct your data or explain. (Error #7332)	Explanation	Yes	
Reason	We have verified the number of students and the amount awarded for this category as being accurate for the time period in question.			
Screen Entry	The average amount of aid per grant/scholarship awardee (30,186.58) for 2018-19 in the "\$0-30,000" income group is larger than expected based on the cost of attendance. Please review your data and make any necessary corrections or explain the discrepancy. (Error #7383) This edit and explanation were retained from the prior year (for reference) and do not need to be re-explained in the current year edit report.	Explanation	Yes	
Reason	We have verified the number of students and the amount awarded for this category as being accurate for the time period in question.			