



# Previewing (Favoriting) & Selecting Rooms in eRezLife



DAEMEN

# ResLife

HOUSING & RESIDENCE LIFE

Fall Housing Selection  
Canavan & Campus  
Apartments

# Important Information

The “Favorite” feature will become available once you receive your selection time.

Discuss your top 3-5 room/apartment choices with your roommates. Once you receive your selection time, you may go in and favorite your top choices.

The following slides review how to favorite a space in advance, and how to select your space on the Housing Selection Date




DAEMEN

ResLife

HOUSING & RESIDENCE LIFE

Fall Housing Selection  
Canavan & Campus  
Apartments

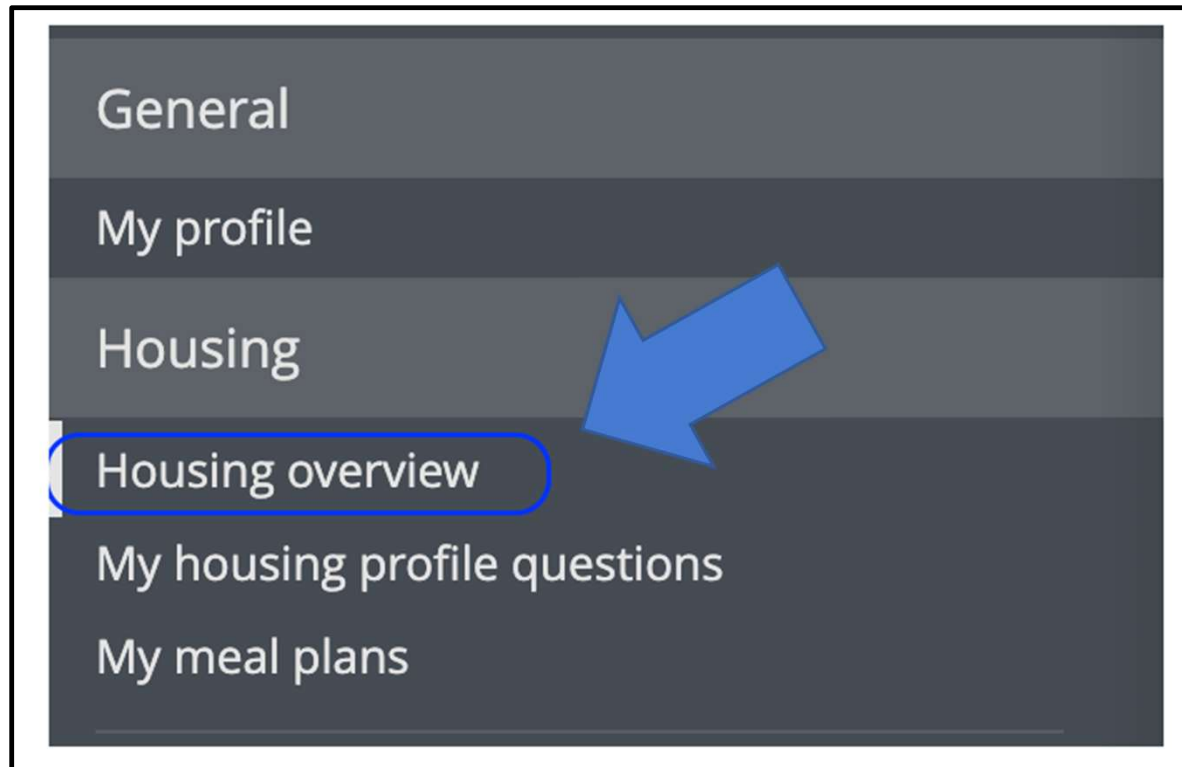
Log into eRezLife via MyDaemen (search in MyDaemen Search Bar)



DAEMEN  
**ResLife**  
HOUSING & RESIDENCE LIFE

Fall Housing Selection  
Canavan & Campus  
Apartments

Once in eRezLife, click “*Housing Overview*”



DAEMEN  
**ResLife**  
HOUSING & RESIDENCE LIFE


Fall Housing Selection  
Canavan & Campus  
Apartments




Before Housing Selection, you can preview & favorite rooms!  
The clock icon shows how much time you have until your time slot opens.

### Pending items

#### Room lottery

 Your room lottery timeslot is April 26<sup>th</sup> at 1:15pm EST

You may browse rooms now, and mark favorites to help you find your Room more quickly when your timeslot opens.

 [Preview Room](#)

0:02:44




DAEMEN

ResLife


HOUSING & RESIDENCE LIFE


Fall Housing Selection  
Canavan & Campus  
Apartments

You can search for specific rooms. The  icon indicates vacant rooms, while  indicates rooms unavailable to you




Find your room

- Use the search filters on the left to find a room.
- Click the star  on the right to mark the room as a favorite. (tip: this will give you quick access once your selection is open)


☐ Only show my favorites 

☒ Search for rooms


Building



Building B 


Section



1AB 

25 rooms match your search

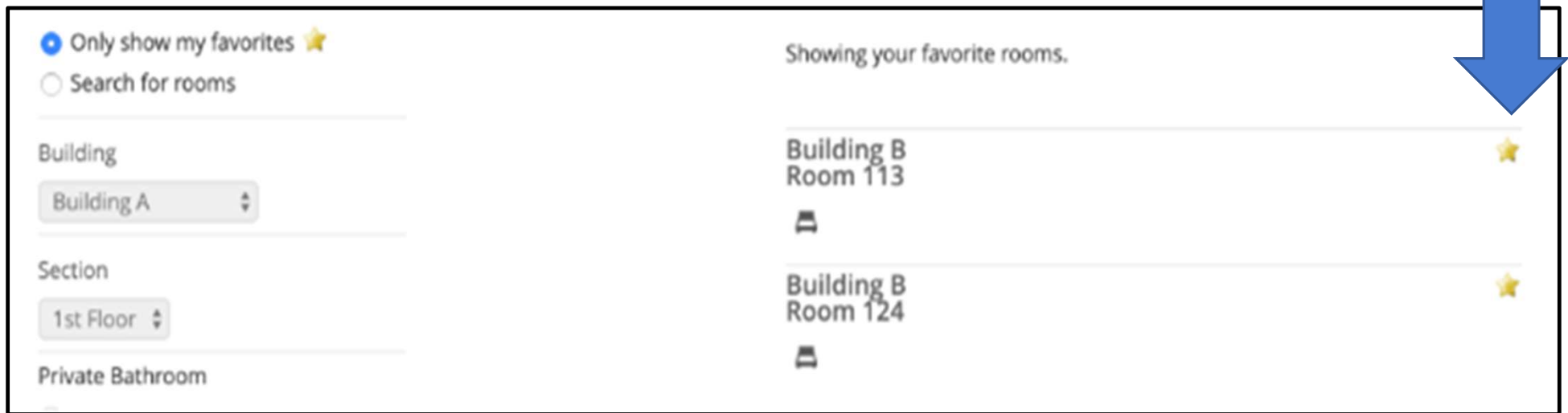
Room 101 

Room 102 

You can mark your favorite room(s) to only view these during the Housing Selection Process later.



The screenshot shows a web interface for housing selection. On the left, there are filters: 'Only show my favorites' (selected with a blue dot and a star icon), 'Search for rooms' (unselected), 'Building' (set to 'Building A'), 'Section' (set to '1st Floor'), and 'Private Bathroom'. On the right, under the heading 'Showing your favorite rooms.', two rooms are listed: 'Building B Room 113' and 'Building B Room 124'. Each room has a small house icon and a yellow star icon to its right. A large blue arrow points down from the top right towards the star icons, indicating how to mark a room as a favorite.

Building	Section	Room	Favorite
Building B		Room 113	Yes
Building B		Room 124	Yes

# Housing Selection



DAEMEN

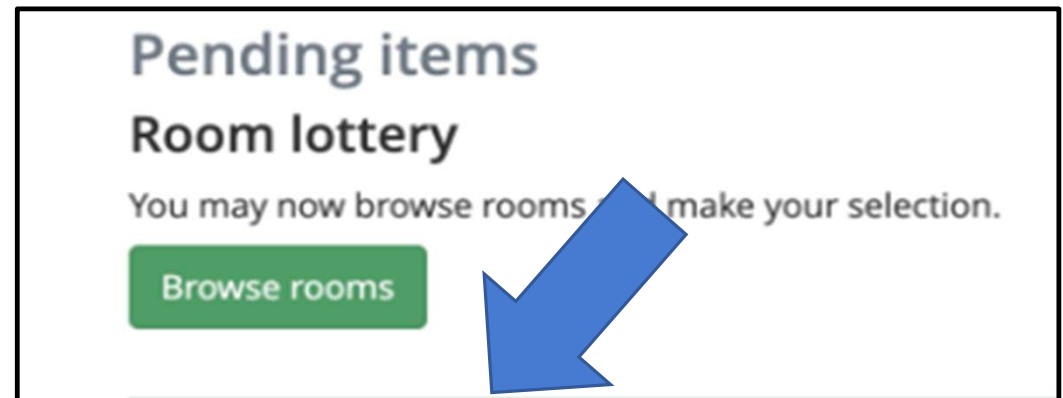
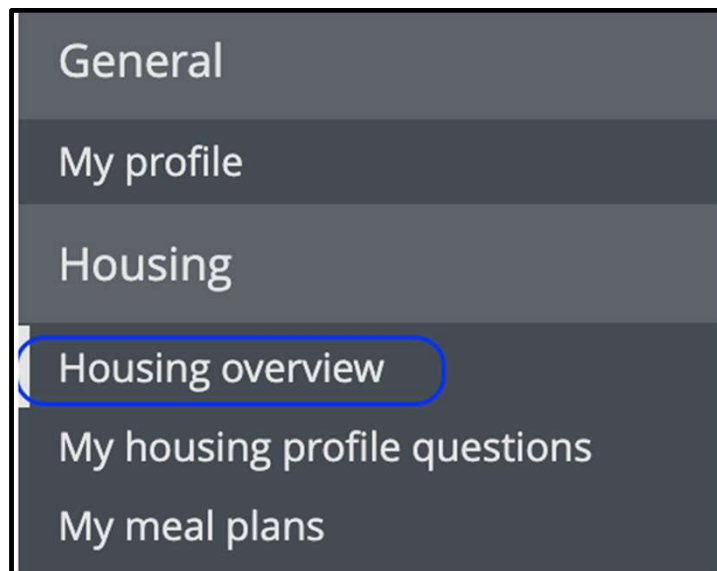
ResLife

HOUSING & RESIDENCE LIFE

Fall Housing Selection  
Canavan & Campus  
Apartments



Once your timeslot arrives for the Housing Selection Process (e.g. Room Pick Time), the “Browse Rooms” button will appear at the top of the Housing Overview Page. Click “Browse Rooms”



You may search for specific rooms by building.  
Click the 'Bed' icon to select your room. You will NOT be able to select unavailable rooms.



DAEMEN

ResLife

HOUSING & RESIDENCE LIFE

Fall Housing Selection  
Canavan & Campus  
Apartments

A dialog window will be promoted with details of the selected room.  
Click the 'choose this bed' button.

## Room 113

### Details

Private Bathroom


No

Room Type

Single



Choose this Bed



DAEMEN

ResLife

HOUSING & RESIDENCE LIFE

Fall Housing Selection  
Canavan & Campus  
Apartments

Review the details of your selected room. Click ‘assign me now’ to confirm this location. If you change your mind, click ‘look at other rooms’ to view other available rooms or locations.

East Quad > Building B > 1AB > 113

You must confirm below before the assignment is finalized.

Step 1 Please review the details of the Bed you are picking.

**Room 113**

Private Bathroom

No

Room Type


Single

Step 2 Confirm your choice to finalize this assignment.

[Assign me now](#)

[Look at other rooms](#)

**You will select specific rooms or sides (A, B, C, D) for your roommates later. For now, select your room so you can secure it!**



DAEMEN

**ResLife**

HOUSING & RESIDENCE LIFE

Fall Housing Selection  
Canavan & Campus  
Apartments



You may cancel the current selection and look for another room. *Note you may lose this choice if it is selected as you browse other locations.*

**Your reservation is complete!**

You may change your mind and choose from alternate available beds until Jan 31, 2020 after which your choice will be considered final.

**Room 113**

Private Bathroom


No

Room Type

Single

[Keep reservation, but browse other rooms](#)

[Cancel this reservation and look for another Room](#)




DAEMEN

ResLife

HOUSING & RESIDENCE LIFE

Fall Housing Selection  
Canavan & Campus  
Apartments

You will now pull your roommates in and place them in the correct rooms or sides (A, B, C, D). You will need to select:  
*“Yes, place my roommates nearby now”*



You must confirm below before the assignment is finalized.

Step 1 Please review the details of the Bed you are picking.

**Room 101**

Private Bathroom

No

Room Type

Double

Step 2 Decide if you are bringing your roommate group with you.

**Your roommate group**

Demo, Roommate

Place roommates \*

☐ Yes, place my roommates nearby right now.

☐ No, remove me from the roommate group and only assign me.

Step 3 Confirm your choice to finalize this assignment.

[Assign me now](#)

[Look at other rooms](#)

**After you pull your roommates  
in or select a room yourself,  
click on ‘Assign me now.’**



DAEMEN

**ResLife**

HOUSING & RESIDENCE LIFE

Fall Housing Selection  
Canavan & Campus  
Apartments