

# IPEDS 2021-22 Data Collection System

IPEDS HELP DESK (877) 225-2568 | [ipedshelp@rti.org](mailto:ipedshelp@rti.org)  
OMB NO. 1850-0582 v.29 : Approval Expires 8/31/2022  
User ID: P1907251

## Student Financial Aid 2021-22

Institution: Daemen College (190725)

User ID: P1907251

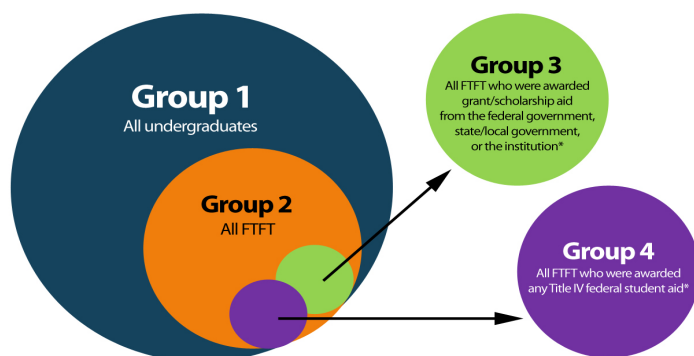
### Overview

#### IPEDS Student Financial Aid Component Overview - Private Academic Reporters

Welcome to the Student Financial Aid (SFA) component. The purpose of the SFA component is to collect information about financial aid provided to various groups of undergraduate students and military/veteran educational benefits for all students at your institution.

#### Data Reporting Reminders:

- Report data to accurately reflect the time period corresponding with the IPEDS survey component, even if such reporting is seemingly inconsistent with prior-year reporting. For example, if a summer term began later than usual due to Coronavirus Pandemic postponements, continue to report using the timeframes as defined in the IPEDS instructions. NCES expects that some data reported during the 2021-22 data collection year will vary from established prior trends due to the impacts of Coronavirus Pandemic. If an error edit is triggered even when submitting accurate data, please indicate in the corresponding context box or verbally to the Help Desk that the seemingly inconsistent data are accurate and reflect the effects of Coronavirus Pandemic.
- Undergraduate Student Groups  
You will be asked to report information for different groups of students.
  - Group 1: All undergraduate students
  - Group 2: Of Group 1, full-time, first-time degree/certificate-seeking students (FTFT)
  - Group 3: Of Group 2, FTFT students who were awarded any grant/scholarship aid from the federal government, state/local government, or the institution
  - Group 4: Of Group 2, FTFT students who were awarded any Title IV federal student aid



\*For public institutions, include only those students paying the in-state or in-district tuition rate. For program reporters, include only those students enrolled in the institution's largest program.

- COA Revisions  
Revisions to Cost of Attendance (COA) used to calculate the net price of attendance can be made in this component. Consult the instructions and screens to make sure you are reporting the correct aid amounts for the correct groups of students.
- College Affordability and Transparency Center's lists  
Net price amounts calculated in SFA will be used to populate the U.S. Department of Education's College Affordability and Transparency lists.
- Interactive Edits and Error Messages  
SFA contains interactive edits that will check for blank fields, invalid values, or values that fall outside expected ranges. Some error messages will require you to confirm or explain the values that you entered. Some error messages are fatal and will require you to contact the IPEDS Help Desk at (877) 225-2568 for resolution.
- Context Boxes  
You will find optional text boxes throughout SFA. Context boxes allow you to provide more information about the data you enter. Some of these context boxes may be made available to the public on College Navigator, so make sure that the entered information can be understood easily by students, parents, and the general public.

#### Changes to reporting for 2021-22:

There is a new FAQ about reporting financial aid awards for students who attend in the summer.

#### Resources:

- To download the survey materials for this component: [Survey Materials](#)
- To access your prior year data submission for this component: [Reported Data](#)

If you have questions about completing this survey, please contact the IPEDS Help Desk at 1-877-225-2568.

Institution: Daemen College (190725)


User ID: P1907251

## Section 1: Part A

## Part A - Establish Your Groups

## Reporting Reminders:

- Part A establishes the number of students in various groups. Note that the numbers on this screen will be carried forward to other parts of the Student Financial Aid component.
- In the fields below, report the number of students in each of the following groups.

		 Fall 2020	YOUR PRIOR YEAR DATA
			Fall 2019
01	Group 1 All <u>undergraduate</u> students	<div>1,631</div>	1,719
02	Group 2 Of those in Group 1, those who are <u>full-time</u> , <u>first-time</u> degree/certificate-seeking	<div>345</div>	412
02a	Of those in Group 2, those who were awarded any <u>Federal Work Study</u> , <u>loans to students</u> , or grant or scholarship aid from the federal government, state/local government, the institution, or other sources known to the institution	<div>345</div>	412
02b	Of those in Group 2, those who were awarded any <u>loans to students</u> or grant or scholarship aid from the federal government, state/local government, or the institution	<div>345</div>	412
03	Group 3 Of those in Group 2, those who were awarded grant or scholarship aid from the federal government, state/local government, or the institution	<div>345</div>	412
04	Group 4 Of those in Group 2, those who were awarded any <u>Title IV federal student aid</u>	<div>284</div>	345

Institution: Daemen College (190725)

User ID: P1907251

## Section 1: Part B

## Part B - Enter Information About Group 1

## Reporting Reminders:


- Group 1 students are **ALL undergraduate** students (including first-time students) enrolled in Fall 2020.
- For this part, report:

For These Students	The Following Type(s) of Aid	Awarded in This Period
<ul style="list-style-type: none"><li>All undergraduate students enrolled in Fall 2020</li></ul>	<ul style="list-style-type: none"><li>Grant or scholarship aid from:<ul style="list-style-type: none"><li>federal government</li><li>state/local government</li><li>the institution</li><li>other sources known to the institution</li></ul></li><li>Loans to students from:<ul style="list-style-type: none"><li>the federal government</li></ul></li></ul>	<ul style="list-style-type: none"><li>Any time during academic year 2020-21</li></ul>

- In the fields below, report the number of Group 1 students and the total amount of aid awarded to these students for each type of aid.

Information from Part A	Fall 2020
Group 1: All undergraduate students (This number is carried forward from Part A, Line 01.)	1,631

Aid Type		2020-21			
		Number of Group 1 students who were awarded aid	Percentage of Group 1 students who were awarded aid	Total amount of aid awarded to Group 1 students	Average amount of aid awarded to Group 1 students
01	Grant or scholarship aid from the federal government, state/local government, the institution, and other sources known to the institution ( <b>Do NOT include federal student loans</b> )	1,576	97	30,299,828	19,226
	02 Pell Grants	613	38	3,121,006	5,091
03	Federal student loans	1,113	68	7,913,459	7,110

 You may use the box below to provide additional context for the data you have reported above. Context notes will be posted on the College Navigator website. Therefore, you should write all context notes using proper grammar (e.g., complete sentences with punctuation) and common language that can be easily understood by students and parents (e.g., spell out acronyms).

Non-applicable

Institution: Daemen College (190725)

User ID: P1907251

## Section 1: Part C, Page 2

## Part C - Enter Information about Group 2

## Reporting Reminders:


- Group 2 students are all full-time, first-time degree/certificate-seeking undergraduate students enrolled in Fall 2020.
- For this part, report:

For These Students	The Following Type(s) of Aid	Awarded in This Period
<ul style="list-style-type: none"> <li>• Full-time, first-time degree/certificate-seeking undergraduate students enrolled in Fall 2020</li> </ul>	<ul style="list-style-type: none"> <li>• Grant or scholarship aid from:               <ul style="list-style-type: none"> <li>◦ federal government</li> <li>◦ state/local government</li> <li>◦ the institution</li> </ul> </li> <li>• Loans to students from:               <ul style="list-style-type: none"> <li>◦ the federal government</li> <li>◦ other sources, including private or other loans</li> </ul> </li> <li>• Do <b>not</b> include:               <ul style="list-style-type: none"> <li>◦ grant or scholarship aid from private or other sources</li> <li>◦ PLUS loans or loans made to anyone other than the student</li> </ul> </li> </ul>	<ul style="list-style-type: none"> <li>• Any time during academic year 2020-21</li> <li>• For program reporters, this is the aid year period from July 1, 2020 through June 30, 2021.</li> </ul>

- In the fields below, report the number of Group 2 students and the total amount of aid awarded to these students for each type of aid. Enter unduplicated student counts within a category (e.g., Pell Grants). However, a student can appear in more than one aid category.

Information from Part A	Fall 2020
Group 2: Full-time, first-time degree/certificate-seeking undergraduates (This number is carried forward from Part A, Line 02)	345
Group 2a (This number is carried forward from Part A, Line 02a) <ul style="list-style-type: none"> <li>• Of those in Group 2, those who were awarded:               <ul style="list-style-type: none"> <li>◦ Federal Work Study</li> <li>◦ Loans to students</li> <li>◦ Grant or scholarship aid from the federal government, state/local government, or the institution</li> <li>◦ Grant or scholarship aid from other sources known to the institution</li> </ul> </li> </ul>	345
Group 2b (This number is carried forward from Part A, Line 02b) <ul style="list-style-type: none"> <li>• Of those in Group 2, those who were awarded:               <ul style="list-style-type: none"> <li>◦ Loans to students</li> <li>◦ Grant or scholarship aid from the federal government, state/local government, or the institution</li> </ul> </li> </ul>	345
Group 3 (This number is carried forward from Part A, Line 03) <ul style="list-style-type: none"> <li>• Of those in Group 2, those who were awarded:               <ul style="list-style-type: none"> <li>◦ Grant or scholarship aid from the federal government, state/local government, or the institution</li> </ul> </li> </ul>	345

Aid Type		Fall 2020				YOUR PRIOR YEAR DATA
		Fall 2020				Fall 2019
		Number of Group 2 students who were awarded aid	Percentage of Group 2 students who were awarded aid	Total amount of aid awarded to Group 2 students	Average amount of aid awarded to Group 2 students	Average amount of aid awarded to Group 2 students
01	Grants or scholarships from the federal government, state/local government, or the institution	345	100	7,398,103	21,444	21,441
02	Federal grants	166	48	745,922	4,494	4,585
02a	Pell Grants	119	34	602,522	5,063	4,408
02b	Other federal grants	132	38	143,400	1,086	1,781
03	State/local government grants or scholarships (includes fellowships/tuition waivers/exemptions)	154	45	472,851	3,070	2,978
04	Institutional grants or scholarships (includes fellowships/tuition waivers/exemptions)	345	100	6,179,330	17,911	17,698
05	Loans to students	274	79	2,282,786	8,331	8,849
05a	Federal loans	273	79	1,465,911	5,370	5,223
05b	Other loans (including private loans)	60	17	816,875	13,615	11,962

 You may use the box below to provide additional context for the data you have reported above. Context notes will be posted on the College Navigator website. Therefore, you should write all context notes using proper grammar (e.g., complete sentences with punctuation) and common language that can be easily understood by students and parents (e.g., spell out acronyms).

Non-applicable



Institution: Daemen College (190725)

User ID: P1907251

## Section 1: Comparison Chart

## Comparison Chart

## Reporting Reminders:

- Based on the information reported on the previous screens for Group 1 (all undergraduates) and Group 2 (full-time, first-time degree/certificate-seeking undergraduates), this comparison chart seeks to help institutions check their reported data. Assuming that the information on Groups 1 and 2 is correct, then the calculated fields for 'All Other Undergraduates' should be the balance (Group 1 minus Group 2). If the balance does not check with your institution's calculations, please correct your reported numbers for Groups 1 and 2 before moving forward with the completion of the SFA survey component.

## Note:

- Data for the 'All Other Undergraduates' will appear in the IPEDS Data Center for data users, but not in College Navigator.

		Number of students	Pell grants	Federal Student Loans
01	Group 1 (all undergraduates)	1,631		
02	Number of students who were awarded aid		613	1,113
03	Percentage who were awarded aid		38	68
04	Total amount of aid awarded		3,121,006	7,913,459
05	Average amount of aid awarded		5,091	7,110
06	Group 2 (Full-time, first-time undergraduates)	345		
07	Number of students who were awarded aid		119	273
08	Percentage who were awarded aid		34	79
09	Total amount of aid awarded		602,522	1,465,911
10	Average amount of aid awarded		5,063	5,370
11	All other undergraduates (Line 01 - Line 06)	1,286		
12	Number of students who were awarded aid (Line 02 - Line 07)		494	840
13	Percentage who were awarded aid (Line 12 / Line 11)		38	65
14	Total amount of aid awarded (Line 04 - Line 09)		2,518,484	6,447,548
15	Average amount of aid awarded (Line 14 / Line 12)		5,098	7,676

Institution: Daemen College (190725)

User ID: P1907251

## Section 1: Cost of Attendance

## Cost of attendance for full-time, first-time undergraduate students

## Reporting Reminders:

- Please enter the amounts requested below. These data will be made available to the public on College Navigator. If your institution participates in any Title IV programs (Pell, Stafford, etc.), you must complete all information.
- Estimates of expenses for books and supplies, room and board, and other expenses are those from the **Cost of Attendance report** used by the financial aid office in determining financial need. Please talk to your financial aid office to get these numbers to ensure that you are reporting correctly.
- These numbers are carried forward from Institutional Characteristics and should only be changed if an error was made in the reporting.

Charges for full academic year	2018-19	2019-20	2020-21
Published <u>tuition</u> and <u>required fees</u> :			
Tuition	27,990	28,830	29,700
Required fees	590	600	660
Tuition + fees total	28,580	29,430	30,360
<b>i</b> Books and supplies	1,000	1,000	1,000
<u>On-campus</u> :			
<u>Room and board</u>	12,915	13,240	13,110
<u>Other expenses</u>	1,500	1,500	1,500
Room and board and other expenses	14,415	14,740	14,610
<u>Off-campus (not with family)</u> :			
<u>Room and board</u>	2,900	2,900	2,900
<u>Other expenses</u>	1,500	1,500	1,500
Room and board and other expenses	4,400	4,400	4,400
<b>i</b> <u>Off-campus (with family)</u> :			
<u>Other expenses</u>	1,500	1,500	1,500

Institution: Daemen College (190725)

User ID: P1907251

## Section 1: Part D

## Part D - Enter Information about Group 3

## Reporting Reminders:

- Group 3 students are all full-time, first-time degree/certificate-seeking undergraduate students enrolled in Fall 2020 who were awarded grant or scholarship aid from the following sources: the federal government, state/local government, or the institution. The information you report in this part will be used in Part F to calculate average institutional net price.
- For this part, report:

For These Students	The Following Type(s) of Aid	Awarded in This Period
<ul style="list-style-type: none"><li>Full-time, first-time degree/certificate-seeking undergraduate students enrolled in Fall 2020 who were awarded grant or scholarship aid from the following sources: the federal government, state/local government, or the institution</li><li>Do <b>not</b> include students who were awarded only grant or scholarship aid from private or other sources, or students who were awarded only non-grant aid</li></ul>	<ul style="list-style-type: none"><li>Grant or scholarship aid from:<ul style="list-style-type: none"><li>federal government</li><li>state/local government</li><li>the institution</li></ul></li><li>Do <b>not</b> include grant or scholarship aid from private or other sources</li></ul>	<ul style="list-style-type: none"><li>Any time during academic year 2020-21</li></ul>

- In the fields below, report the number of Group 3 students with each type of living arrangement and the total amount of grant or scholarship aid from the federal government, state/local government, or the institution awarded to these students.

Information from Part A:		YOUR PRIOR YEAR DATA 2018-2019	YOUR PRIOR YEAR DATA 2019-2020	2020-2021
<b>Group 3</b> Full-time, first-time degree/certificate-seeking undergraduate students who were awarded grant or scholarship aid from the following sources: the federal government, state/local government, or the institution (This number is carried forward from Part A, Line 03)		338	412	345
01	Report the number of Group 3 students with the following living arrangements:	YOUR PRIOR YEAR DATA	YOUR PRIOR YEAR DATA	
		2018-19	2019-20	2020-21
01a	On-campus	196	<input checked="" type="checkbox"/> 264	214
01b	Off-campus (with family)	112	120	103
01c	Off-campus (not with family)	12	18	16
01d	Unknown (calculated) This value is calculated using the following formula: [A03-(D01a+D01b+D01c)]	18	10	12
02	Report the total amount of grant or scholarship aid awarded to Group 3 students from the following sources: the federal government, state/local government, or the institution	7,057,722	8,833,725 <input checked="" type="checkbox"/>	7,329,302
03	Average grant or scholarship aid from the federal government, state/local government, or the institution awarded to Group 3 students (calculated value). This value is calculated using the following formula: [D02/A03]	20,881	21,441	21,244

 The notes below provide context for the data you've reported above and **may** be posted on the College Navigator website.

Choose one option that best explains your data or choose "Non-applicable" if you do not wish to provide context notes. If none of the options provided explain your institution's data, then choose "Other" and write your own context notes. Therefore, you should write all context notes using proper grammar (e.g., complete sentences with punctuation) and common language that can be easily understood by students and parents (e.g., spell out acronyms).

Non-applicable



Institution: Daemen College (190725)

User ID: P1907251

## Section 1: Part E

## Part E – Enter Information about Group 4

## Reporting Reminders:

- Group 4 students are all full-time, first-time degree/certificate-seeking undergraduate students enrolled in Fall 2020 who were awarded any Title IV federal student aid, including federal grants or federal student loans. The information you report in this part will be used in Part G to calculate average institutional net price by income level.
- For this part, report:

For These Students	The Following Type(s) of Aid	Awarded in This Period
<ul style="list-style-type: none"> <li>Full-time, first-time degree/certificate-seeking undergraduate students enrolled in Fall 2020 who were awarded any Title IV federal student aid</li> </ul>	<ul style="list-style-type: none"> <li>Grant or scholarship aid from:               <ul style="list-style-type: none"> <li>federal government</li> <li>state/local government</li> <li>institution</li> </ul> </li> <li>Do <b>not</b> include:               <ul style="list-style-type: none"> <li>grant or scholarship aid from private or other sources</li> <li>loan amounts</li> <li>Federal Work Study amounts</li> </ul> </li> </ul>	<ul style="list-style-type: none"> <li>Any time during academic year 2020-21</li> </ul>

- In the fields below, report the number of Group 4 students with each type of living arrangement and the total amount of grant or scholarship aid from the federal government, state/local government, or the institution awarded to these students by income level.

Information from Part A:			2018-19	2019-20	2020-21
<b>Group 4</b> Full-time, first-time degree/certificate-seeking undergraduate students who were awarded any Title IV federal student aid (This number is carried forward from Part A, Line 04)			283	345	284
01	Report the number of Group 4 students with the following living arrangements:		YOUR PRIOR YEAR DATA	YOUR PRIOR YEAR DATA	
			2018-19	2019-20	2020-21
01a	On-campus		177	230	185
01b	Off-campus (with family)		93	98	86
01c	Off-campus (not with family)		10	17	13
01d	Unknown (calculated) This value is calculated using the formula: [A04-(E01a+E01b+E01c)]		3	0	0

		Number of students who were awarded any Title IV aid (Group 4)	Of those in Column 1, the number who were awarded any grant or scholarship aid from the following sources: the federal government, state/local government, or the institution	Of those in Column 1, the total amount of grant or scholarship aid awarded from the following sources: the federal government, state/local government, or the institution	<b>i</b> Average amount of federal, state/local, and institutional grant or scholarship aid awarded to Group 4 students
2018-19					
		Col. 1	Col. 2	Col. 3	Col. 4
02	Income level				
02a	\$0-30,000	59	59	<input checked="" type="checkbox"/> 1,781,008	30,187
02b	\$30,001-48,000	29	29	771,059	26,588
02c	\$48,001-75,000	48	48	1,133,232	23,609
02d	\$75,001-110,000	62	62	1,144,160	18,454
02e	\$110,001 and more	85	85	1,232,322	14,498
02f	Total all income levels	283	283	6,061,781	21,420

2019-20					
		Col. 1	Col. 2	Col. 3	Col. 4
03	Income level				
03a	\$0-30,000	56	56	<input checked="" type="checkbox"/> 1,753,845	31,319
03b	\$30,001-48,000	46	46	1,295,708	28,168
03c	\$48,001-75,000	51	51	1,254,680	24,602

	03d	\$75,001-110,000	<input type="text" value="79"/>	<input type="text" value="79"/>	<input type="text" value="1,487,570"/>	18,830
	03e	\$110,001 and more	<input type="text" value="113"/>	<input type="text" value="113"/>	<input type="text" value="1,841,273"/>	16,294
	03f	Total all income levels	345	345	<input checked="" type="checkbox"/> 7,633,076	22,125

2020-21						
		Col. 1	Col. 2	Col. 3	Col. 4	
04	Income level					
	04a	\$0-30,000	<input type="text" value="58"/>	<input type="text" value="58"/>	<input type="text" value="1,684,777"/>	29,048
	04b	\$30,001-48,000	<input type="text" value="34"/>	<input type="text" value="34"/>	<input type="text" value="953,724"/>	28,051
	04c	\$48,001-75,000	<input type="text" value="33"/>	<input type="text" value="33"/>	<input type="text" value="791,281"/>	23,978
	04d	\$75,001-110,000	<input type="text" value="60"/>	<input type="text" value="60"/>	<input type="text" value="1,234,148"/>	20,569
	04e	\$110,001 and more	<input type="text" value="99"/>	<input type="text" value="99"/>	<input type="text" value="1,484,750"/>	14,997
	04f	Total all income levels	284	284	6,148,680	21,650



The notes below provide context for the data you've reported above and **may** be posted on the College Navigator website.

Choose one option that best explains your data or choose "Non-applicable" if you do not wish to provide context notes. If none of the options provided explain your institution's data, then choose "Other" and write your own context notes. Therefore, you should write all context notes using proper grammar (e.g., complete sentences with punctuation) and common language that can be easily understood by students and parents (e.g., spell out acronyms).

Non-applicable



Institution: Daemen College (190725)

User ID: P1907251

## Section 1: Part F

## Part F – Net Price Calculation for Group 3

## Note:

- The following net price calculation is based on information that your institution reported in the Institutional Characteristics component and the Student Financial Aid component. For more information about the data your institution reported in the Institutional Characteristics component, please contact your institution's IPEDS Keyholder.

Components of cost of attendance			YOUR PRIOR YEAR DATA	YOUR PRIOR YEAR DATA	2020-21
			2018-19	2019-20	
01	Published <u>tuition</u> and <u>required fees</u>		28,580	29,430	30,360
02	<u>Books and supplies</u>		1,000	1,000	1,000
03	<u>Room and board</u> and <u>other expenses</u> by living arrangement				
	03a	<u>On-campus</u>	14,415	14,740	14,610
	03b	<u>Off-campus (with family)</u>	1,500	1,500	1,500
	03c	<u>Off-campus (not with family)</u>	4,400	4,400	4,400
04	Number of Group 3 students by living arrangement				
	04a	<u>On-campus</u>	196	264	214
	04b	<u>Off-campus (with family)</u>	112	120	103
	04c	<u>Off-campus (not with family)</u>	12	18	16
	04d	Unknown	18	10	12
05	Weighted average for room and board and other expenses by living arrangement (excluding unknown values) See instructions for the formula for this calculation		9,519	10,325	10,064
06	Total cost of attendance This value is calculated using the following formula: [F01+F02+F05]		39,099	40,755	41,424
07	Average amount of grant or scholarship aid awarded to Group 3 students from the following sources: the federal government, state/local government, and the institution		20,881	21,441	21,244
08	Average institutional <u>net price</u> for Group 3 students This value is calculated using the following formula: [F06-F07]		18,218	19,314	20,180
As required by the <i>Higher Education Act, as amended (2008)</i> , these amounts will be posted on the U.S. Department of Education's College Navigator website and used in the U.S. Department of Education's College Affordability and Transparency Lists.					

 The notes below provide context for the data you've reported above and **may** be posted on the College Navigator website.

Choose one option that best explains your data or choose "Non-applicable" if you do not wish to provide context notes. If none of the options provided explain your institution's data, then choose "Other" and write your own context notes. Therefore, you should write all context notes using proper grammar (e.g., complete sentences with punctuation) and common language that can be easily understood by students and parents (e.g., spell out acronyms).

Non-applicable

Institution: Daemen College (190725)

User ID: P1907251


## Section 1: Part G

## Part G – Net Price Calculation for Group 4

## Note:

- The following net price calculation is based on information that your institution reported in the Institutional Characteristics component and the Student Financial Aid component. For more information about the data your institution reported in the Institutional Characteristics component, please contact your institution's IPEDS Keyholder.

Components of cost of attendance			YOUR PRIOR YEAR DATA	YOUR PRIOR YEAR DATA	2020-21
			2018-19	2019-20	
01	Published <u>tuition</u> and <u>required fees</u>		28,580	29,430	30,360
02	<u>Books and supplies</u>		1,000	1,000	1,000
03	<u>Room and board</u> and <u>other expenses</u> by living arrangement				
	03a	<u>On-campus</u>	14,415	14,740	14,610
	03b	<u>Off-campus (with family)</u>	1,500	1,500	1,500
	03c	<u>Off-campus (not with family)</u>	4,400	4,400	4,400
04	Number of Group 4 students by living arrangement				
	04a	<u>On-campus</u>	177	230	185
	04b	<u>Off-campus (with family)</u>	93	98	86
	04c	<u>Off-campus (not with family)</u>	10	17	13
	04d	Unknown	3	0	0
05	Weighted average for room and board and other expenses by living arrangement (excluding unknown values) See instructions for the formula for this calculation		9,768	10,470	10,173
06	Total cost of attendance by income level This value is calculated using the following formula: [G01+G02+G05]		39,348	40,900	41,533
07	Average amount of grant or scholarship aid awarded to Group 4 students from the following sources: the federal government, state/local government, and the institution		21,420	22,125	21,650
	07a	\$0-30,000	30,187	31,319	29,048
	07b	\$30,001-48,000	26,588	28,168	28,051
	07c	\$48,001-75,000	23,609	24,602	23,978
	07d	\$75,001-110,000	18,454	18,830	20,569
	07e	\$110,001 and more	14,498	16,294	14,997
08	Average institutional <u>net price</u> for Group 4 students This value is calculated using the following formula: [G06-G07]				
	08a	\$0-30,000	9,161	9,581	12,485
	08b	\$30,001-48,000	12,760	12,732	13,482
	08c	\$48,001-75,000	15,739	16,298	17,555
	08d	\$75,001-110,000	20,894	22,070	20,964
	08e	\$110,001 and more	24,850	24,606	26,536
As required by the <i>Higher Education Act, as amended (2008)</i> , these amounts will be posted on the U.S. Department of Education's College Navigator website.					

 The notes below provide context for the data you've reported above and **may** be posted on the College Navigator website.

Choose one option that best explains your data or choose "Non-applicable" if you do not wish to provide context notes. If none of the options provided explain your institution's data, then choose "Other" and write your own context notes. Therefore, you should write all context notes using proper grammar (e.g., complete sentences with punctuation) and common language that can be easily understood by students and parents (e.g., spell out acronyms).

Non-applicable

Institution: Daemen College (190725)

User ID: P1907251

## Section 2: Military Servicemembers and Veteran's Benefits - Undergraduate and Graduate

## Section 2: Military Servicemembers and Veteran's Benefits

## Important Note:

- Report for **Post-9/11 GI Bill Benefits**: July 1, 2020 - June 30, 2021.
- Report for **Department of Defense Tuition Assistance Program**: October 1, 2020 - September 30, 2021

## Reporting Reminders:

- Report the total number of student recipients and the total dollar amounts for each program.
- Student recipients can also include eligible dependents.
- Consult with your campus certifying official, who may not be in the student financial aid office.
- For Post-9/11 GI Bill Benefits, do not include the matching institutional aid provided through the [Yellow Ribbon Program](#) if your school participated.
- Information reported to IPEDS is only what is known to the institution.
- Enter zero (0) if your institution did not have beneficiaries for that student level or program. Please do not leave a cell blank.

Type of benefit/assistance	Number of students receiving benefits/assistance	Total dollar amount of benefits/assistance disbursed through the institution	Average dollar amount of benefits/assistance disbursed through the institution	YOUR PRIOR YEAR DATA
				Average dollar amount of benefits/assistance disbursed through the institution
<u>Post-9/11 GI Bill Benefits</u>				
Undergraduate students	21	267,798	12,752	14,150
Graduate students	10	149,759	14,976	14,311
Total	31	417,557	13,470	14,206

<u>Department of Defense Tuition Assistance Program</u>				
Undergraduate students	0	0		
Graduate students	0	0		
Total	0	0		

Institution: Daemen College (190725)

User ID: P1907251

## Prepared by

### Prepared by

#### Reporting Reminders:

- The name of the preparer is being collected so that we can follow up with the appropriate person in the event that there are questions concerning the data.
- The Keyholder will be copied on all email correspondence to other preparers.
- The time it took to prepare this component is being collected so that we can continue to improve our estimate of the reporting burden associated with IPEDS.
- Please include in your estimate the time it took for you to review instructions, query and search data sources, complete and review the component, and submit the data through the Data Collection System.
- Thank you for your assistance.

This survey component was prepared by:			
<input type="radio"/>	Keyholder	<input type="radio"/>	SFA Contact
<input type="radio"/>	Finance Contact	<input type="radio"/>	Academic Library Contact
		<input checked="" type="radio"/>	HR Contact
			Other
Name: <input type="text" value="Lee Allard"/>			
Email: <input type="text" value="lallard@daemen.edu"/>			

How many staff from your institution only were involved in the data collection and reporting process of this survey component?
<input type="text" value="5.00"/> Number of Staff (including yourself)

How many hours did you and others from your institution only spend on each of the steps below when responding to this survey component? <i>Exclude the hours spent collecting data for state and other reporting purposes.</i>				
Staff member	Collecting Data Needed	Revising Data to Match IPEDS Requirements	Entering Data	Revising and Locking Data
Your office	<input type="text" value="8.00"/> hours	<input type="text" value="4.00"/> hours	<input type="text" value="2.00"/> hours	<input type="text" value="1.00"/> hours
Other offices	<input type="text" value="6.00"/> hours	<input type="text" value="2.00"/> hours	<input type="text" value="0.00"/> hours	<input type="text" value="0.00"/> hours

Institution: Daemen College (190725)

User ID: P1907251

## Summary

**IPEDS Student Financial Aid (SFA) Survey Summary**

IPEDS collects important information regarding your institution. All data reported in IPEDS survey components become available in the IPEDS Data Center and appear as aggregated data in various Department of Education reports. Additionally, some of the reported data appears specifically for your institution through the College Navigator website and is included in your institution's Data Feedback Report (DFR). The purpose of this summary is to provide you an opportunity to view some of the data that, when accepted through the IPEDS quality control process, will appear on the College Navigator website and/or your DFR. College Navigator is updated approximately three months after the data collection period closes and Data Feedback Reports will be available through the [Data Center](#) and sent to your institution's CEO in November 2021.

Please review your data for accuracy. If you have questions about the data displayed below after reviewing the data reported on the survey screens, please contact the IPEDS Help Desk at: 1-877-225-2568 or [ipedshelp@rti.org](mailto:ipedshelp@rti.org).

Total grant aid awarded to all undergraduate students		\$30,299,828
Number of undergraduate students who were awarded a Pell Grant		613
Percentage of FTFT students who were awarded any financial aid		100%
	Percentage of FTFT students who were awarded grant aid by type	Average amount of grant aid awarded by type
Total	100%	\$21,444
Federal Government	48%	\$4,494
Pell	34%	\$5,063
Other Federal	38%	\$1,086
State/Local Government	45%	\$3,070
Institutional	100%	\$17,911
	Percentage of FTFT students who were awarded and accepted loans by type	Average amount of loans awarded and accepted by type
Total	79%	\$8,331
Federal	79%	\$5,370
Non-federal	17%	\$13,615
Average net price for FTFT students who were awarded grant aid		\$20,180
Average net price for FTFT students who were awarded Title IV federal student aid		
\$0 – 30,000		\$12,485
\$30,001 – 48,000		\$13,482
\$48,001 – 75,000		\$17,555
\$75,001 – 110,000		\$20,964
\$110,001 and more		\$26,536

Military Service members and Veteran's Benefits			
		Number of students receiving benefits/assistance	Total dollar amount of benefits/assistance awarded through the institution
Post-9/11 GI Bill Benefits			
	Undergraduate students	21	\$267,798
	Graduate students	10	\$149,759
	Total	31	\$417,557
Department of Defense Tuition Assistance Program			
	Undergraduate students	0	N/A
	Graduate students	0	N/A
	Total	0	N/A

Institution: Daemen College (190725 )

User ID: P1907251

## Edit Report

## Student Financial Aid

Source	Description	Severity	Resolved	Options
Screen: Part D - Enter Information about Group 3				
Screen Entry	The total amount of grant or scholarship aid from the federal government, state/local government, or the institution awarded to Group 3 students reported in Part D, line 02 (7,329,302) should be equal to the corresponding amount awarded to Group 2 students in Part C, line 01 (7,398,103). If this is the result of CARES aid being removed from Group 3, please explain accordingly. Otherwise, please correct your data, explain the discrepancy, or contact the IPEDS Help Desk for assistance. (Error #7188)	Explanation	Yes	
Reason	As per the IPEDS instructions, CARES funds were not included for Group 3 students, hence the discrepancy.			
Related Screens	Part C - Enter Information about Group 2, Part D - Enter Information about Group 3			
Screen Entry	The number entered is outside the expected range of between 138 and 254 when compared with the prior year value. Please correct your data or explain. (Error #7169) <b>This edit and explanation were retained from the prior year (for reference) and do not need to be re-explained in the current year edit report.</b>	Explanation	Yes	
Reason	We have verified the number of students for this category as being accurate for the time period in question.			
Screen: Part E - Enter Information about Group 4				
Screen Entry	The average amount of aid per grant/scholarship awardee (31,318.66) for 2019-20 in the "\$0-30,000" income group is larger than expected based on the cost of attendance. Please review your data and make any necessary corrections or explain the discrepancy. (Error #7383) <b>This edit and explanation were retained from the prior year (for reference) and do not need to be re-explained in the current year edit report.</b>	Explanation	Yes	
Reason	We have verified the number of students and the amount awarded for this category as being accurate for the time period in question.			
Screen Entry	The total amount of grant or scholarship aid awarded to Group 4 students from the federal government, state/local government, or the institution across all income levels is outside the expected range of between 4,546,336 and 7,577,226 based on the prior year value. Please correct your data or explain. (Error #7332) <b>This edit and explanation were retained from the prior year (for reference) and do not need to be re-explained in the current year edit report.</b>	Explanation	Yes	
Reason	We have verified the number of students and the amount awarded for this category as being accurate for the time period in question.			
Screen Entry	The average amount of aid per grant/scholarship awardee (30,186.58) for 2018-19 in the "\$0-30,000" income group is larger than expected based on the cost of attendance. Please review your data and make any necessary corrections or explain the discrepancy. (Error #7378) <b>This edit and explanation were retained from the prior year (for reference) and do not need to be re-explained in the current year edit report.</b>	Explanation	Yes	
Reason	We have verified the number of students and the amount awarded for this category as being accurate for the time period in question.			